

BEFORE YOU BEGIN

Thank you for selecting the new Mini-trampoline. The Mini-trampoline is designed and crafted to provide years of enjoyment. With only 20 minutes of use each day, you can begin to feel such benefits as increased energy, decreased stress, and more restful sleep.

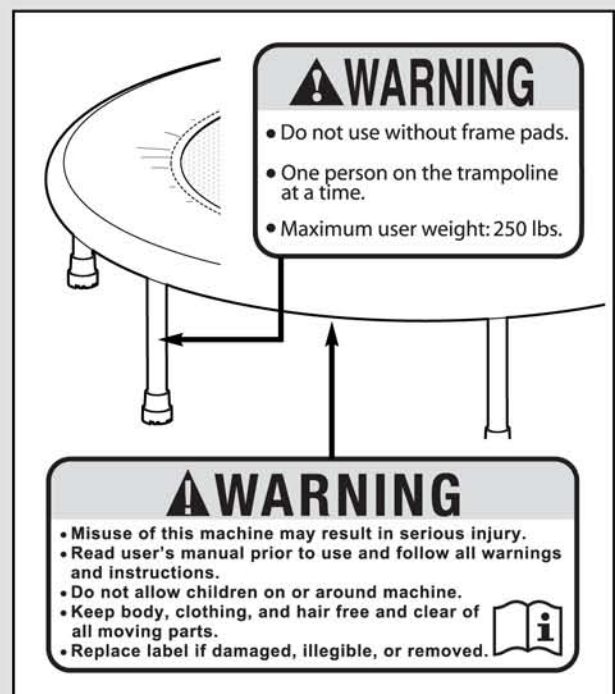
For your benefit, read this user's guide carefully before using the Mini-trampoline. If you have questions after reading this user's guide, please call the Customer Care Center nearest you.

IMPORTANT PRECAUTIONS

⚠ WARNING: To reduce the risk of serious injury, read and follow all precautions and instructions before assembling the mini-trampoline. ICON assumes no responsibility for personal injury or property damage sustained by or through the use of the mini-trampoline.

1. It is the responsibility of the owner to ensure that all users of the mini-trampoline are adequately informed of all warnings and precautions.
2. The mini-trampoline is designed for home use only. Do not use the mini-trampoline in a commercial, rental, or institutional setting.
3. The mini-trampoline must be assembled by adults.
4. Use the mini-trampoline only on a dry, level surface in a well-illuminated location. Place the mini-trampoline away from walls, structures, fences, and other play areas. Make sure that there is adequate clearance above and on all sides of the mini-trampoline. Remove all obstructions from beneath the mini-trampoline.
5. Secure the mini-trampoline against unauthorized and unsupervised use.
6. Inspect the mini-trampoline before each use. Make sure that the legs are tightened, that all springs are securely attached to the frame and to the mat, and that the safety pad is in place.
7. The mini-trampoline should not be used by persons weighing more than 250 lbs. (113 kg).
8. Keep children under age 5 away from the mini-trampoline at all times.
9. Children ages 5 to 12 must always be supervised by adults while using the mini-trampoline.

10. Never allow more than one person on the mini-trampoline at a time.
11. Do not use the mini-trampoline while under the influence of drugs or alcohol.
12. Step onto and off the mini-trampoline—never jump onto it or off it. Never use the mini-trampoline as a springboard to other objects.
13. The drawing below shows the locations of the warning decals. If the decal is missing or illegible, call the applicable telephone number above and request a free replacement decal. Apply the decal in the location shown.

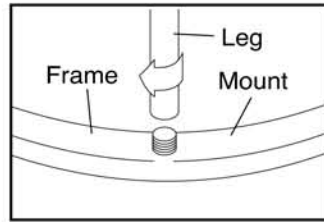


ASSEMBLY

Set all parts of the mini-trampoline in a cleared area, and remove the packing materials.

Next, lay the frame upside-down on the floor.

Locate the six threaded mounts on the frame (only one mount is shown in the drawing). Tighten a leg onto each mount.



Note: If you cannot tighten a leg onto a mount, remove the rubber foot (not shown) from the opposite end of the leg, tighten that end of the leg onto the mount, and then press the rubber foot back onto the leg.

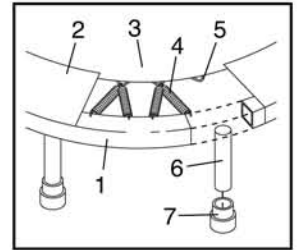
Then, turn the frame over and stand it on the legs.

MAINTENANCE

If the safety pad becomes soiled, clean it with mild soap and water. Repair minor tears in the safety pad with a vinyl upholstery repair kit (not included).

REPLACEMENT PARTS

No.	Description	Qty.
1	Frame	1
2	Safety Pad	1
3	Polypropylene Mat	1
4	High-tension Spring	32
5	Spring Bar	16
6	Leg	6
7	Rubber Foot	6



For information about replacement parts, please see the front cover of this user's guide.

LIMITED WARRANTY

ICON Health & Fitness, Inc. (ICON) warrants this product to be free from defects in workmanship and material, under normal use and service conditions. Parts and labor are warranted for ninety (90) days from the date of purchase.

This warranty extends only to the original purchaser. ICON's obligation under this warranty is limited to repairing or replacing, at ICON's option, the product through one of its authorized service centers. All repairs for which warranty claims are made must be preauthorized by ICON. If the product is shipped to a service center, freight charges to and from the service center will be the customer's responsibility. For replacement parts shipped while the product is under warranty, the customer will be responsible for a minimal handling charge. For in-home service, the customer will be responsible for a minimal trip charge. This warranty does not extend to any damage to a product caused by or attributable to freight damage, abuse, misuse, improper or abnormal usage, or repairs not provided by an ICON authorized service center; products used for commercial or rental purposes; or products used as store display models. No other warranty beyond that specifically set forth above is authorized by ICON.

ICON is not responsible or liable for indirect, special, or consequential damages arising out of or in connection with the use or performance of the product; damages with respect to any economic loss, loss of property, loss of revenues or profits, loss of enjoyment or use, or costs of removal or installation; or other consequential damages of whatsoever nature. Some states do not allow the exclusion or limitation of incidental or consequential damages. Accordingly, the above limitation may not apply to you.

The warranty extended hereunder is in lieu of any and all other warranties, and any implied warranties of merchantability or fitness for a particular purpose are limited in their scope and duration to the terms set forth herein. Some states do not allow limitations on how long an implied warranty lasts. Accordingly, the above limitation may not apply to you.

This warranty gives you specific legal rights. You may also have other rights that vary from state to state.